

Signify Classified - Internal
Cooper Lighting Solutions Photometric Lab
1121 Highway 74 South
Peachtree City, GA 30269



Scaled data based on original data using
LM-79-08 Approved Method: Electrical and Photometric Measurements of Solid-
State Lighting Products

Test Report Prepared for
Cooper Lighting Solutions
(formerly Eaton)

Brand: STREETWORKS

Report Number: P868074

Luminaire Tested: **MEM2-HSN-SA-70-730-U-T3-HSS**

Issue Date: 08/21/2024



Test Information

Test Method: LM-79-08
Report Number: P868074
Test Lab: INNOVATION CENTER(G3)
Issue Date: 08/21/2024
Manufacturer: COOPER LIGHTING SOLUTIONS (FORMERLY EATON)
Product Line: STREETWORKS
Catalog Number: MEM2-HSN-SA-70-730-U-T3-HSS
Description: EPIC MODERN SHORT HOUSING DISCRETE LED ARRAYS 70W 70CRI 3000K
FIXTURE w/ TYPE III DISTRIBUTION OPTIC AND HOUSE SIDE SHIELD
Light Source: (20) 3000K CCT, 70 CRI LEDS
Ballast/Driver: ELECTRONIC DRIVER

Summary

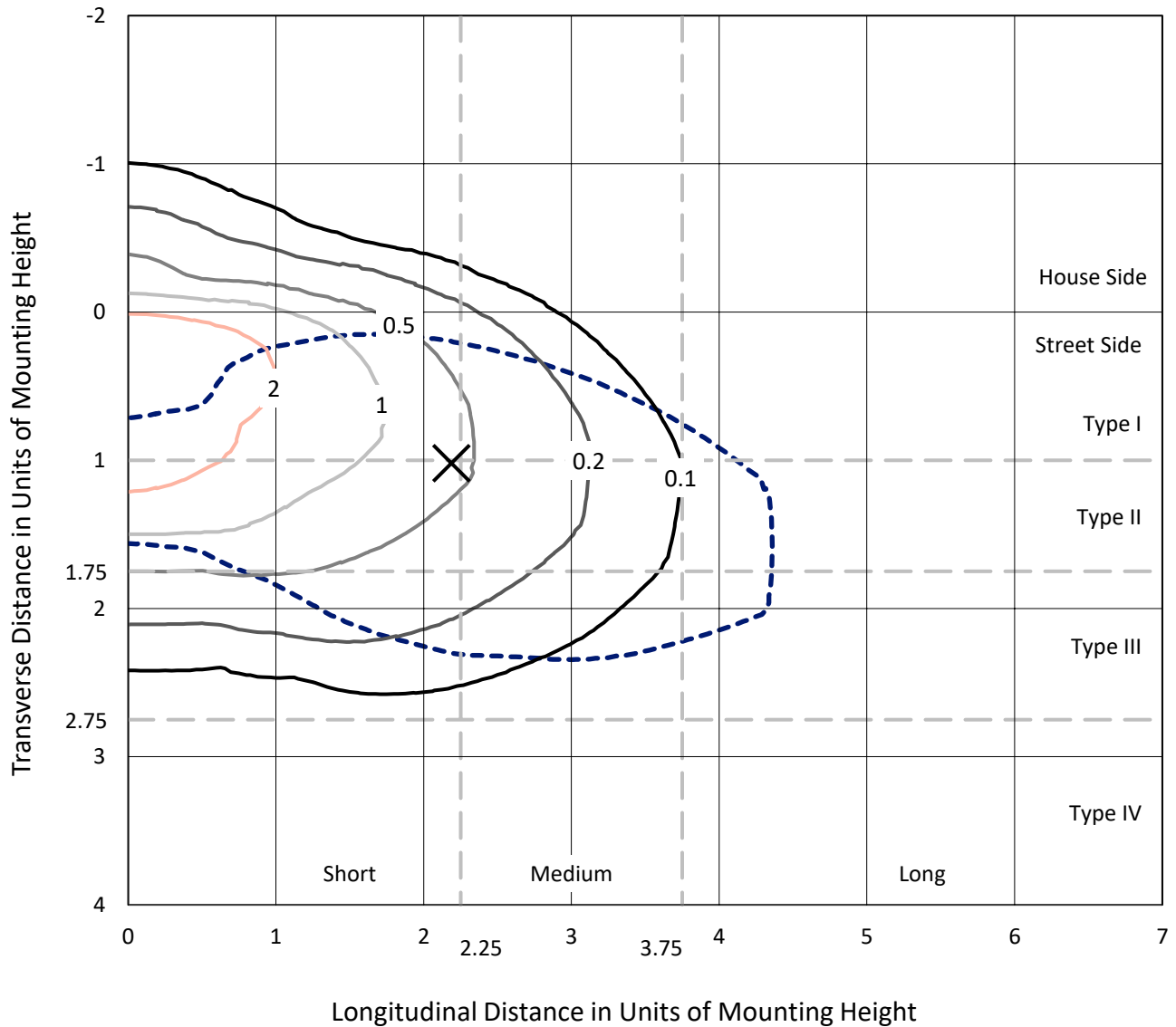
Lumens per Lamp: N/A
Luminaire Lumens: 6154.6 lumens
Efficiency: N/A
Efficacy: 100.9 lumens/watt
Luminous Opening: Rectangular (W 0.67' x L: 0.33' x H: 0')
IES Classification: Type III - Short
BUG Rating: B1 - U0 - G2

Input Watts (W): 61
Input Voltage (V): 120
Input Current (Ain): NR
Voltage Rise (V): NR
Power Factor: 0.99
Total Harmonic Distortion (THDi): 9.89%
Frequency (hertz): 60
Stabilization Time: NR
Operation Time: NR
Ambient Temperature (°C): NR
Test Distance: 24 FT

REPORT NUMBER: P868074
 CATALOG NUMBER: MEM2-HSN-SA-70-730-U-T3-HSS

Iso-Footcandle Lines of Horizontal Illumination

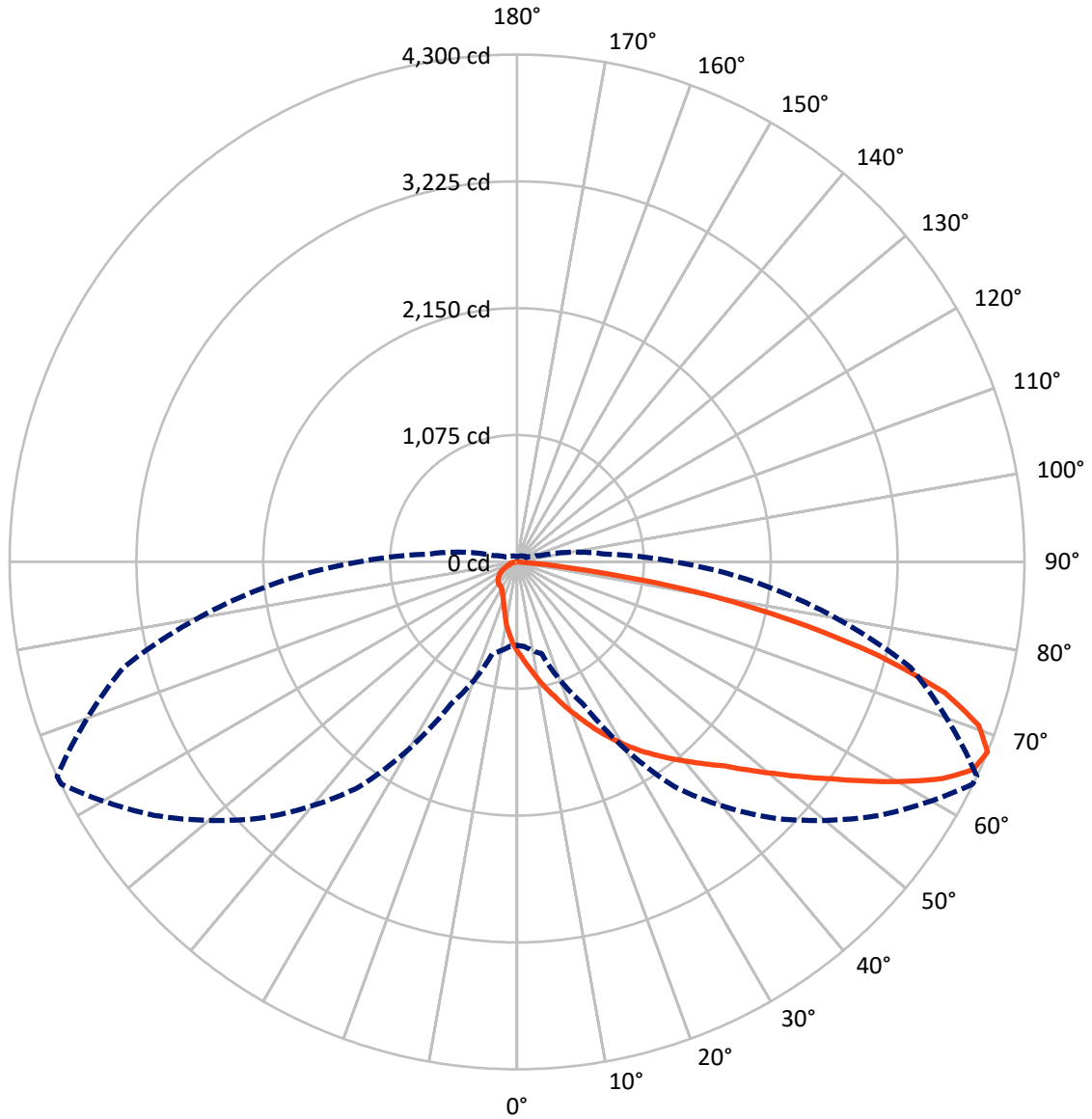
✕ Max cd
 - - - 1/2 Max cd



Based on 20 foot mounting height. Maximum calculated value = 3.5 fc
 Type III - Short - N/A

REPORT NUMBER: P868074
CATALOG NUMBER: MEM2-HSN-SA-70-730-U-T3-HSS

Luminous Intensity Polar Plot



— Vertical Plane Through 65-Deg Lateral - - - Horizontal Cone Through 67.5-Deg Vertical

REPORT NUMBER: P868074

CATALOG NUMBER: MEM2-HSN-SA-70-730-U-T3-HSS

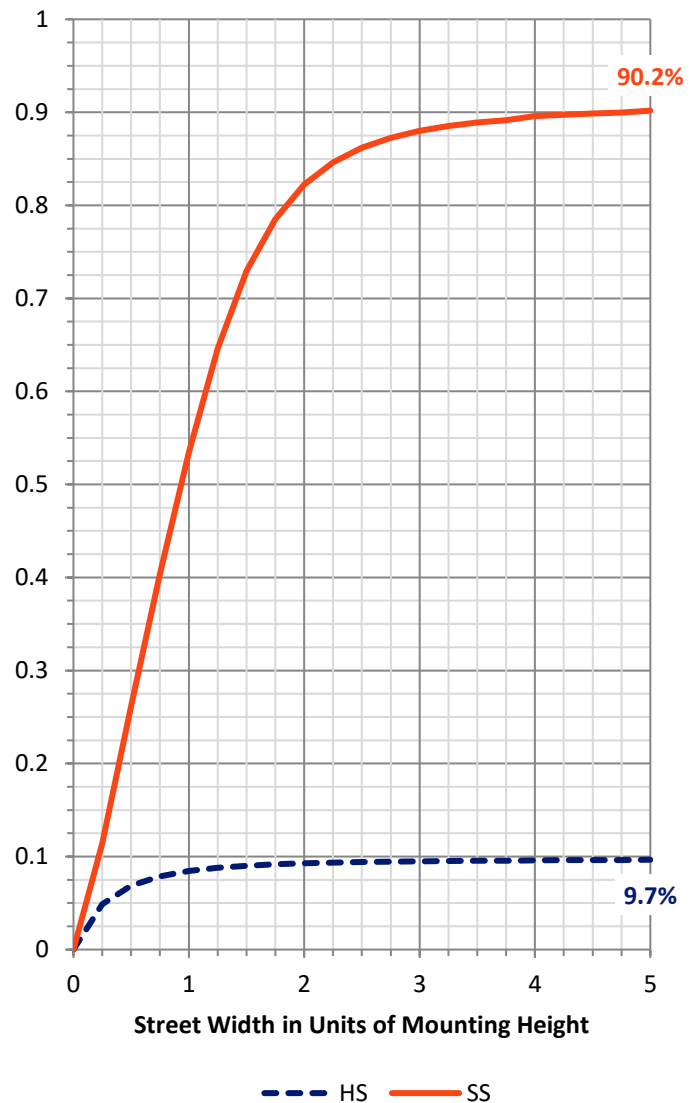
FLUX DISTRIBUTION:

		Downward	Upward	Total
House Side	Lumens	599.0	0.0	599.0
	% Fixture	9.7	0.0	9.7
Street Side	Lumens	5555.6	0.0	5555.6
	% Fixture	90.3	0.0	90.3
Total	Lumens	6154.6	0.0	6154.6
	% Fixture	100.0	0.0	100.0

Coefficient of Utilization

ZONAL LUMENS:

Zone	Lumens	% Fixture
0°-10°	74.4	1.2
10°-20°	247.0	4.0
20°-30°	449.5	7.3
30°-40°	695.6	11.3
40°-50°	1051.5	17.1
50°-60°	1368.0	22.2
60°-70°	1349.5	21.9
70°-80°	821.5	13.3
80°-90°	97.6	1.6
90°-100°	0.0	0.0
100°-110°	0.0	0.0
110°-120°	0.0	0.0
120°-130°	0.0	0.0
130°-140°	0.0	0.0
140°-150°	0.0	0.0
150°-160°	0.0	0.0
160°-170°	0.0	0.0
170°-180°	0.0	0.0
0°-90°	6154.6	100.0
0°-180°	6154.6	100.0



REPORT NUMBER: P868074

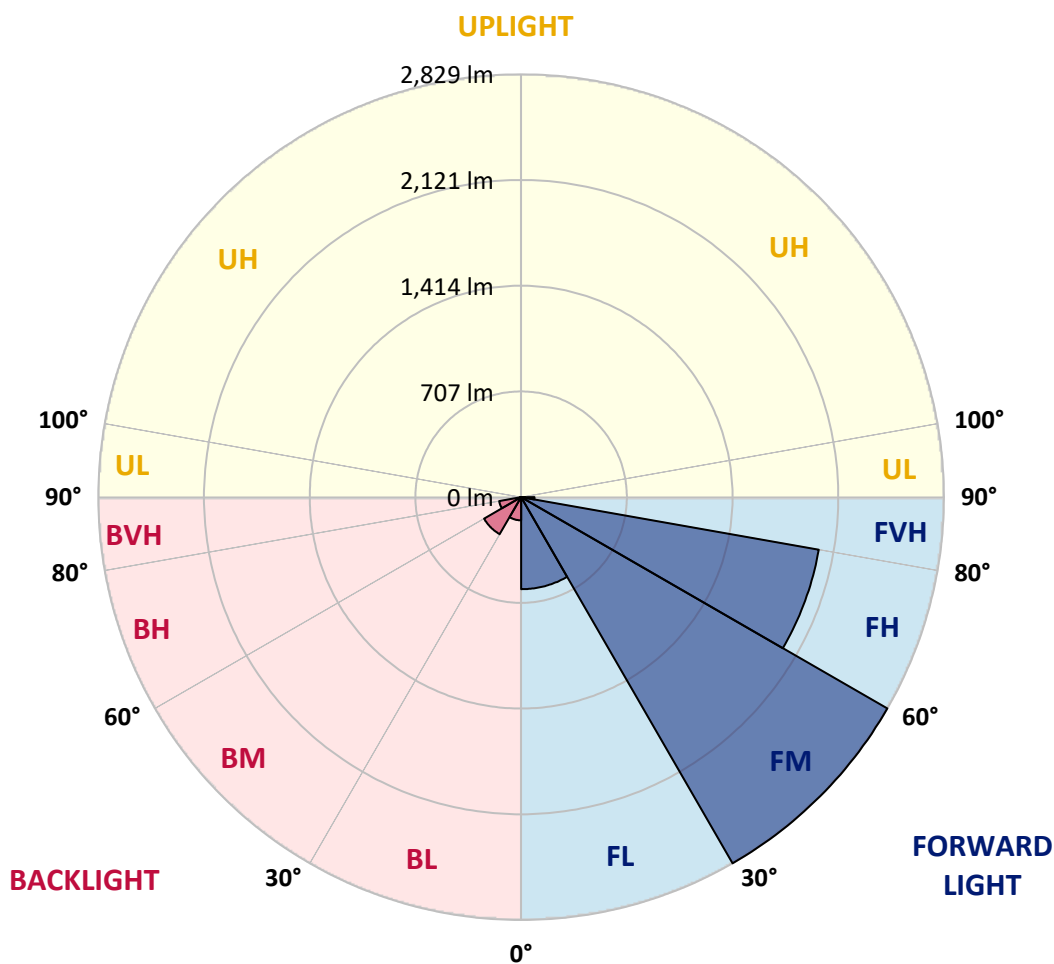
CATALOG NUMBER: MEM2-HSN-SA-70-730-U-T3-HSS

LUMINAIRE CLASSIFICATION SYSTEM LUMEN TABLE AND BUG RATING:

Zone	Lumens	% Fixture	Zone Rating/Lumen Limit		
			B	U	G
FL (0°-30°)	615.8	10.0			
FM (30°-60°)	2828.7	46.0			
FH (60°-80°)	2021.8	32.9			G2/5000
FVH (80°-90°)	89.3	1.5			G1/100
BL (0°-30°)	155.0	2.5	B1/500		
BM (30°-60°)	286.5	4.7	B1/1000		
BH (60°-80°)	149.2	2.4	B1/500		G1/500
BVH (80°-90°)	8.4	0.1			G0/10
UL (90°-100°)	0.0	0.0		U0/0	
UH (100°-180°)	0.0	0.0		U0/0	

BUG Rating: B1-U0-G2

Type III Short





REPORT NUMBER: P868074

CATALOG NUMBER: MEM2-HSN-SA-70-730-U-T3-HSS

CANDELA DISTRIBUTION (FULL):

	0°	5°	15°	25°	35°	45°	55°	64°	65°	75°	85°
0°	760.5	760.5	760.5	760.5	760.5	760.5	760.5	760.5	760.5	760.5	760.5
2.5°	888.7	881.7	887.0	874.7	860.6	850.1	829.0	811.4	809.7	792.1	772.8
5°	1059.1	1036.3	1038.0	1013.4	983.6	952.0	918.6	874.7	874.7	832.5	788.6
7.5°	1211.9	1208.4	1192.6	1153.9	1118.8	1069.6	1008.2	952.0	939.7	874.7	806.2
10°	1359.4	1354.2	1340.1	1310.3	1250.5	1196.1	1118.8	1034.5	1018.7	925.6	827.2
12.5°	1477.1	1478.9	1463.1	1438.5	1385.8	1320.8	1218.9	1113.5	1099.5	974.8	848.3
15°	1580.7	1579.0	1575.5	1554.4	1503.5	1443.7	1324.3	1201.4	1178.5	1027.5	869.4
17.5°	1659.8	1656.3	1649.2	1631.7	1607.1	1549.1	1435.0	1294.4	1275.1	1088.9	894.0
20°	1682.6	1680.8	1680.8	1693.1	1682.6	1647.5	1545.6	1391.0	1370.0	1153.9	927.4
22.5°	1724.8	1723.0	1721.2	1733.5	1740.6	1737.0	1649.2	1489.4	1470.1	1229.5	969.5
25°	1779.2	1775.7	1770.4	1782.7	1791.5	1812.6	1752.9	1605.3	1582.5	1317.3	1011.7
27.5°	1851.2	1854.7	1847.7	1845.9	1845.9	1858.2	1844.2	1708.9	1687.9	1401.6	1060.8
30°	1946.1	1951.3	1939.0	1930.2	1914.4	1912.7	1916.2	1824.9	1795.0	1492.9	1111.8
32.5°	2039.1	2044.4	2037.4	2025.1	1984.7	1968.9	1982.9	1923.2	1903.9	1593.0	1176.8
35°	2114.7	2127.0	2127.0	2102.4	2046.2	2037.4	2060.2	2019.8	2005.8	1710.7	1254.0
37.5°	2216.5	2223.6	2216.5	2170.9	2100.6	2111.2	2146.3	2121.7	2112.9	1837.2	1345.4
40°	2434.3	2443.1	2397.4	2288.5	2176.1	2188.4	2249.9	2235.9	2221.8	1961.9	1429.7
42.5°	2738.2	2717.1	2708.3	2465.9	2292.1	2285.0	2362.3	2343.0	2341.2	2088.3	1507.0
45°	2938.4	2945.4	2901.5	2671.4	2536.2	2404.5	2487.0	2480.0	2465.9	2216.5	1600.1
47.5°	3077.2	3061.3	2952.5	2841.8	2868.1	2560.8	2625.8	2643.3	2634.6	2362.3	1714.2
50°	3135.1	3119.3	3047.3	2973.5	3005.1	2739.9	2768.0	2826.0	2817.2	2509.8	1810.8
52.5°	3063.1	3043.8	3049.1	3068.4	3052.6	2880.4	2943.7	3035.0	3024.5	2682.0	1923.2
55°	2604.7	2655.6	2852.3	3049.1	3043.8	2987.6	3131.6	3265.1	3244.0	2861.1	2019.8
57.5°	2100.6	2128.7	2378.1	2910.3	3015.7	3077.2	3345.9	3511.0	3504.0	3040.3	2107.6
60°	1670.3	1700.2	1889.9	2622.3	2950.7	3170.2	3565.4	3783.2	3776.2	3221.2	2170.9
62.5°	1327.8	1327.8	1496.4	2207.8	2826.0	3224.7	3739.3	4057.2	4044.9	3367.0	2186.7
65°	955.5	967.8	1094.2	1775.7	2624.0	3210.6	3823.6	4252.2	4245.1	3449.5	2153.3
67.5°	706.1	720.1	804.4	1331.3	2325.4	3070.1	3746.3	4296.1	4299.6	3451.3	2044.4
70°	551.5	555.0	618.2	925.6	1905.7	2757.5	3456.5	4150.3	4150.3	3365.2	1882.8
72.5°	419.8	423.3	477.7	630.5	1403.3	2279.8	3022.7	3763.9	3790.2	3136.9	1644.0
75°	324.9	332.0	368.8	453.1	879.9	1621.1	2483.5	3082.4	3154.4	2694.3	1354.2
77.5°	251.2	258.2	288.0	332.0	512.9	999.4	1745.8	2304.4	2369.3	2121.7	1045.0
80°	202.0	205.5	224.8	249.4	310.9	514.6	1066.1	1514.0	1533.3	1442.0	692.0
82.5°	93.1	100.1	121.2	137.0	154.6	238.9	454.9	560.3	584.9	572.6	284.5
85°	10.5	10.5	12.3	14.1	15.8	24.6	31.6	28.1	28.1	33.4	29.9
87.5°	0.0	0.0	0.0	1.8	3.5	3.5	5.3	5.3	5.3	5.3	5.3
90°	0.0	0.0	0.0	0.0	0.0	0.0	0.0	0.0	0.0	0.0	0.0



REPORT NUMBER: P868074

CATALOG NUMBER: MEM2-HSN-SA-70-730-U-T3-HSS

CANDELA DISTRIBUTION (continued):

	90°	95°	105°	115°	125°	135°	145°	155°	165°	175°	180°
0°	760.5	760.5	760.5	760.5	760.5	760.5	760.5	760.5	760.5	760.5	760.5
2.5°	762.3	750.0	727.1	707.8	690.3	672.7	663.9	642.8	637.6	641.1	628.8
5°	765.8	741.2	693.8	649.9	613.0	577.8	548.0	516.4	509.3	498.8	493.5
7.5°	771.0	734.2	660.4	591.9	535.7	484.8	447.9	423.3	404.0	398.7	396.9
10°	778.1	725.4	623.5	537.4	460.2	407.5	374.1	356.5	349.5	344.2	346.0
12.5°	783.3	716.6	588.4	476.0	400.5	353.0	337.2	323.2	319.7	317.9	317.9
15°	790.4	707.8	546.2	421.5	349.5	321.4	305.6	300.3	300.3	298.6	298.6
17.5°	799.1	700.8	511.1	379.4	319.7	293.3	286.3	279.3	279.3	279.3	277.5
20°	816.7	697.3	479.5	344.2	293.3	275.7	265.2	259.9	258.2	256.4	256.4
22.5°	834.3	697.3	444.4	317.9	275.7	256.4	245.9	240.6	238.9	238.9	238.9
25°	858.9	695.5	416.3	295.1	259.9	237.1	226.6	221.3	217.8	217.8	216.0
27.5°	887.0	695.5	391.7	277.5	242.4	219.5	207.3	202.0	196.7	196.7	195.0
30°	915.1	699.0	370.6	263.5	224.8	203.7	187.9	180.9	177.4	175.6	175.6
32.5°	952.0	709.6	356.5	252.9	209.0	187.9	172.1	165.1	161.6	159.8	159.8
35°	1008.2	735.9	358.3	247.6	198.5	173.9	158.1	149.3	147.5	147.5	145.8
37.5°	1067.9	760.5	363.6	244.1	187.9	163.3	147.5	138.8	137.0	137.0	137.0
40°	1118.8	781.6	370.6	242.4	179.1	152.8	138.8	131.7	128.2	128.2	128.2
42.5°	1169.7	793.9	372.3	237.1	173.9	144.0	131.7	124.7	121.2	122.9	122.9
45°	1220.7	802.7	367.1	230.1	168.6	137.0	124.7	117.7	114.2	114.2	114.2
47.5°	1282.1	822.0	358.3	219.5	165.1	131.7	117.7	110.7	108.9	108.9	108.9
50°	1343.6	837.8	351.3	207.3	156.3	124.7	112.4	103.6	101.9	101.9	101.9
52.5°	1394.6	844.8	342.5	191.4	147.5	117.7	105.4	96.6	93.1	93.1	93.1
55°	1433.2	846.6	330.2	179.1	135.2	110.7	98.4	89.6	86.1	84.3	84.3
57.5°	1464.8	844.8	317.9	166.9	124.7	101.9	89.6	82.5	77.3	75.5	75.5
60°	1482.4	839.5	300.3	151.0	110.7	93.1	82.5	73.8	70.3	68.5	68.5
62.5°	1471.8	825.5	275.7	126.5	100.1	84.3	75.5	68.5	63.2	61.5	61.5
65°	1422.7	797.4	244.1	103.6	89.6	75.5	68.5	61.5	54.4	52.7	52.7
67.5°	1336.6	750.0	202.0	87.8	82.5	68.5	61.5	54.4	49.2	45.7	45.7
70°	1217.2	686.7	158.1	75.5	73.8	63.2	56.2	49.2	43.9	40.4	40.4
72.5°	1046.8	583.1	117.7	65.0	65.0	58.0	50.9	45.7	40.4	36.9	36.9
75°	846.6	440.8	89.6	59.7	58.0	52.7	45.7	40.4	36.9	33.4	33.4
77.5°	618.2	293.3	73.8	54.4	54.4	47.4	42.2	36.9	33.4	31.6	31.6
80°	375.9	168.6	52.7	42.2	42.2	40.4	35.1	31.6	29.9	26.3	24.6
82.5°	152.8	65.0	28.1	21.1	21.1	19.3	12.3	10.5	10.5	10.5	8.8
85°	15.8	10.5	7.0	5.3	5.3	5.3	3.5	3.5	3.5	3.5	3.5
87.5°	5.3	5.3	3.5	3.5	3.5	3.5	1.8	1.8	1.8	1.8	1.8
90°	0.0	0.0	0.0	0.0	0.0	0.0	0.0	0.0	0.0	0.0	0.0

LM-79-2019: Approved Method: Electrical and Photometric Measurements of Solid-
State Lighting Products

Report Prepared for

Cooper Lighting Solutions

Streetworks

Report Number: SP1-2407-157-4

Test Date: 08/07/2024

Luminaire Tested: MEM2-HTN-SA-40-730-U-5WQ-2

Data in this report applies to families of products including MEM2-HTN-SA-40-730-U-5WQ-2

Test Information

Test Method: LM-79-2019
 Report Number: SP1-2407-157-4
 Test Lab: COOPER LIGHTING SOLUTIONS
 Photometer: SP1 - 76IN SPHERE
 Measurement Geometry: 4π
 Issue Date: 08/20/2024
 Manufacturer: COOPER LIGHTING SOLUTIONS
 Product Line: Streetworks
 Catalog Number: **MEM2-HTN-SA-40-730-U-5WQ-2**
 Description: Epic Modern Light Square 40W 5WQ Optic and Flare Trim

Spectral Parameters

CCT (K): 3057
 CIE u': 0.2487
 CIE v': 0.5199
 Duv: -0.0002
 CIE x: 0.4326
 CIE y: 0.4020
 CIE z: 0.1654
 Peak Wavelength (nm): 593
 Dominant Wavelength (nm): 582
 Purity: 50.50735
 Rf: 74.6
 Rg: 94

CRI (Ra):	71.7		
R1:	68.1	R9:	-34.8
R2:	82.0	R10:	58.5
R3:	93.5	R11:	62.5
R4:	67.5	R12:	47.5
R5:	67.2	R13:	70.7
R6:	74.9	R14:	96.4
R7:	77.4	R15:	60.0
R8:	43.1		



Test Conditions

Stabilization Time: 21M
 Operation Time: 1H 21M
 Sphere Temperature (°C): 24.2

REPORT NUMBER: SP1-2407-157-4

Measurement and Test Equipment			
Instrument	Identification Number	Calibration Date	Calibration Due Date
Photometer	IN0058	6/18/2024	12/18/2024
Power Meter	INXT2011004	2/8/2024	2/8/2025
AC Power Source	IN0063	10/24/2023	10/24/2024
DC Power Source	IN0208	10/24/2023	10/24/2024
Sphere Thermometer	IN0085	10/24/2023	10/24/2024
Room Thermometer	IN0046	10/24/2023	10/24/2024

REPORT NUMBER: SP1-2407-157-4

CIE 1931 Chromaticity Diagram



CIE 1931 Chromaticity Diagram with 2017 ANSI 7-Step and 4-Step Quadrangles



Point lies inside the ANSI 3000K 4-step quadrangle

REPORT NUMBER: SP1-2407-157-4

Photopic Flux vs. Wavelength



Photopic Lumens: NR

λ (nm)	Power W [^] /nm	Lumens (ϕ /nm)	λ (nm)	Power W [^] /nm	Lumens (ϕ /nm)	λ (nm)	Power W [^] /nm	Lumens (ϕ /nm)	λ (nm)	Power W [^] /nm	Lumens (ϕ /nm)	λ (nm)	Power W [^] /nm	Lumens (ϕ /nm)
360	0	NR	490	104	NR	620	818	NR	750	20	NR	880	1	NR
365	0	NR	495	135	NR	625	755	NR	755	17	NR	885	0	NR
370	0	NR	500	184	NR	630	691	NR	760	15	NR	890	0	NR
375	0	NR	505	247	NR	635	625	NR	765	13	NR	895	0	NR
380	0	NR	510	309	NR	640	561	NR	770	11	NR	900	0	NR
385	0	NR	515	369	NR	645	499	NR	775	9	NR	905	0	NR
390	0	NR	520	419	NR	650	441	NR	780	8	NR	910	0	NR
395	0	NR	525	460	NR	655	388	NR	785	7	NR	915	0	NR
400	1	NR	530	492	NR	660	338	NR	790	6	NR	920	0	NR
405	3	NR	535	524	NR	665	294	NR	795	5	NR	925	0	NR
410	7	NR	540	553	NR	670	253	NR	800	4	NR	930	0	NR
415	15	NR	545	588	NR	675	218	NR	805	4	NR	935	0	NR
420	31	NR	550	625	NR	680	188	NR	810	3	NR	940	0	NR
425	60	NR	555	670	NR	685	161	NR	815	3	NR	945	0	NR
430	107	NR	560	723	NR	690	139	NR	820	3	NR	950	0	NR
435	183	NR	565	780	NR	695	118	NR	825	2	NR	955	0	NR
440	289	NR	570	837	NR	700	100	NR	830	2	NR	960	0	NR
445	460	NR	575	894	NR	705	85	NR	835	2	NR	965	0	NR
450	646	NR	580	942	NR	710	73	NR	840	1	NR	970	0	NR
455	561	NR	585	976	NR	715	62	NR	845	1	NR	975	0	NR
460	331	NR	590	998	NR	720	53	NR	850	1	NR	980	0	NR
465	238	NR	595	1000	NR	725	45	NR	855	1	NR	985	0	NR
470	178	NR	600	990	NR	730	39	NR	860	1	NR	990	0	NR
475	120	NR	605	962	NR	735	33	NR	865	1	NR	995	0	NR
480	96	NR	610	925	NR	740	28	NR	870	1	NR	1000	0	NR
485	95	NR	615	873	NR	745	24	NR	875	1	NR			

REPORT NUMBER: SP1-2407-157-4

Scotopic Flux vs. Wavelength



Scotopic Lumens: NR

S/P: 1.23

λ (nm)	Power W [^] /nm	Lumens (ϕ /nm)	λ (nm)	Power W [^] /nm	Lumens (ϕ /nm)	λ (nm)	Power W [^] /nm	Lumens (ϕ /nm)	λ (nm)	Power W [^] /nm	Lumens (ϕ /nm)	λ (nm)	Power W [^] /nm	Lumens (ϕ /nm)
360	0	NR	490	104	NR	620	818	NR	750	20	NR	880	1	NR
365	0	NR	495	135	NR	625	755	NR	755	17	NR	885	0	NR
370	0	NR	500	184	NR	630	691	NR	760	15	NR	890	0	NR
375	0	NR	505	247	NR	635	625	NR	765	13	NR	895	0	NR
380	0	NR	510	309	NR	640	561	NR	770	11	NR	900	0	NR
385	0	NR	515	369	NR	645	499	NR	775	9	NR	905	0	NR
390	0	NR	520	419	NR	650	441	NR	780	8	NR	910	0	NR
395	0	NR	525	460	NR	655	388	NR	785	7	NR	915	0	NR
400	1	NR	530	492	NR	660	338	NR	790	6	NR	920	0	NR
405	3	NR	535	524	NR	665	294	NR	795	5	NR	925	0	NR
410	7	NR	540	553	NR	670	253	NR	800	4	NR	930	0	NR
415	15	NR	545	588	NR	675	218	NR	805	4	NR	935	0	NR
420	31	NR	550	625	NR	680	188	NR	810	3	NR	940	0	NR
425	60	NR	555	670	NR	685	161	NR	815	3	NR	945	0	NR
430	107	NR	560	723	NR	690	139	NR	820	3	NR	950	0	NR
435	183	NR	565	780	NR	695	118	NR	825	2	NR	955	0	NR
440	289	NR	570	837	NR	700	100	NR	830	2	NR	960	0	NR
445	460	NR	575	894	NR	705	85	NR	835	2	NR	965	0	NR
450	646	NR	580	942	NR	710	73	NR	840	1	NR	970	0	NR
455	561	NR	585	976	NR	715	62	NR	845	1	NR	975	0	NR
460	331	NR	590	998	NR	720	53	NR	850	1	NR	980	0	NR
465	238	NR	595	1000	NR	725	45	NR	855	1	NR	985	0	NR
470	178	NR	600	990	NR	730	39	NR	860	1	NR	990	0	NR
475	120	NR	605	962	NR	735	33	NR	865	1	NR	995	0	NR
480	96	NR	610	925	NR	740	28	NR	870	1	NR	1000	0	NR
485	95	NR	615	873	NR	745	24	NR	875	1	NR			

REPORT NUMBER: SP1-2407-157-4

Melanopic Flux vs. Wavelength



Melanopic Lumens: NR

M/P: 2.27

λ (nm)	Power W [^] /nm	Lumens (φ/nm)	λ (nm)	Power W [^] /nm	Lumens (φ/nm)	λ (nm)	Power W [^] /nm	Lumens (φ/nm)	λ (nm)	Power W [^] /nm	Lumens (φ/nm)	λ (nm)	Power W [^] /nm	Lumens (φ/nm)
360	0	NR	490	104	NR	620	818	NR	750	20	NR	880	1	NR
365	0	NR	495	135	NR	625	755	NR	755	17	NR	885	0	NR
370	0	NR	500	184	NR	630	691	NR	760	15	NR	890	0	NR
375	0	NR	505	247	NR	635	625	NR	765	13	NR	895	0	NR
380	0	NR	510	309	NR	640	561	NR	770	11	NR	900	0	NR
385	0	NR	515	369	NR	645	499	NR	775	9	NR	905	0	NR
390	0	NR	520	419	NR	650	441	NR	780	8	NR	910	0	NR
395	0	NR	525	460	NR	655	388	NR	785	7	NR	915	0	NR
400	1	NR	530	492	NR	660	338	NR	790	6	NR	920	0	NR
405	3	NR	535	524	NR	665	294	NR	795	5	NR	925	0	NR
410	7	NR	540	553	NR	670	253	NR	800	4	NR	930	0	NR
415	15	NR	545	588	NR	675	218	NR	805	4	NR	935	0	NR
420	31	NR	550	625	NR	680	188	NR	810	3	NR	940	0	NR
425	60	NR	555	670	NR	685	161	NR	815	3	NR	945	0	NR
430	107	NR	560	723	NR	690	139	NR	820	3	NR	950	0	NR
435	183	NR	565	780	NR	695	118	NR	825	2	NR	955	0	NR
440	289	NR	570	837	NR	700	100	NR	830	2	NR	960	0	NR
445	460	NR	575	894	NR	705	85	NR	835	2	NR	965	0	NR
450	646	NR	580	942	NR	710	73	NR	840	1	NR	970	0	NR
455	561	NR	585	976	NR	715	62	NR	845	1	NR	975	0	NR
460	331	NR	590	998	NR	720	53	NR	850	1	NR	980	0	NR
465	238	NR	595	1000	NR	725	45	NR	855	1	NR	985	0	NR
470	178	NR	600	990	NR	730	39	NR	860	1	NR	990	0	NR
475	120	NR	605	962	NR	735	33	NR	865	1	NR	995	0	NR
480	96	NR	610	925	NR	740	28	NR	870	1	NR	1000	0	NR
485	95	NR	615	873	NR	745	24	NR	875	1	NR			

Summary

$R_f = 74.6$
 $R_g = 94$
 $CIE R_a = 71.7$
 $R_9 = -34.8$



Color Vector Graphics



Individual Sample Fidelity Index ($R_{f,i}$)

CES01 = 86	CES26 = 65	CES51 = 87	CES76 = 58
CES02 = 62	CES27 = 89	CES52 = 85	CES77 = 76
CES03 = 31	CES28 = 84	CES53 = 77	CES78 = 61
CES04 = 71	CES29 = 68	CES54 = 85	CES79 = 86
CES05 = 49	CES30 = 83	CES55 = 84	CES80 = 83
CES06 = 51	CES31 = 71	CES56 = 74	CES81 = 73
CES07 = 41	CES32 = 64	CES57 = 74	CES82 = 93
CES08 = 40	CES33 = 78	CES58 = 75	CES83 = 91
CES09 = 29	CES34 = 75	CES59 = 85	CES84 = 88
CES10 = 76	CES35 = 87	CES60 = 90	CES85 = 75
CES11 = 59	CES36 = 92	CES61 = 81	CES86 = 64
CES12 = 65	CES37 = 84	CES62 = 89	CES87 = 77
CES13 = 43	CES38 = 92	CES63 = 75	CES88 = 80
CES14 = 74	CES39 = 96	CES64 = 65	CES89 = 67
CES15 = 71	CES40 = 92	CES65 = 64	CES90 = 80
CES16 = 47	CES41 = 93	CES66 = 60	CES91 = 78
CES17 = 50	CES42 = 86	CES67 = 58	CES92 = 56
CES18 = 56	CES43 = 77	CES68 = 66	CES93 = 73
CES19 = 73	CES44 = 99	CES69 = 75	CES94 = 49
CES20 = 66	CES45 = 85	CES70 = 60	CES95 = 66
CES21 = 87	CES46 = 81	CES71 = 56	CES96 = 76
CES22 = 79	CES47 = 86	CES72 = 85	CES97 = 82
CES23 = 92	CES48 = 75	CES73 = 52	CES98 = 76
CES24 = 91	CES49 = 79	CES74 = 95	CES99 = 64
CES25 = 73	CES50 = 86	CES75 = 60	



Color Rendition by Hue-Angle Bin



Measure Comparisons



(END OF REPORT)